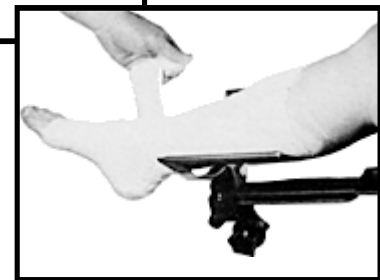
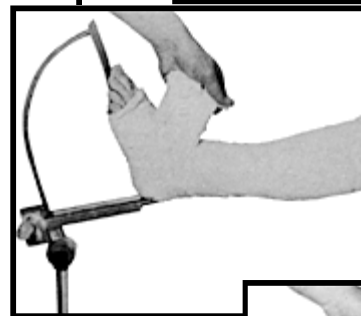



Kronner

Foot Casting Stand

A Complete System for Application of:

- Short Leg Casts
- * Long Leg Casts
- * One Step Cast Bracing
- * Knee Splints
- * Cylinders
- * Upper Extremity Casts



Kronner Medical Mfg., 1443 Upper Cleveland Rapids Road, Roseburg, OR 97471
Phone: 800-706-3533 / 541-672-2543 Fax: 541-672-1074
E-mail: kronner@rosenet.net Website: <http://www.kronner.com>

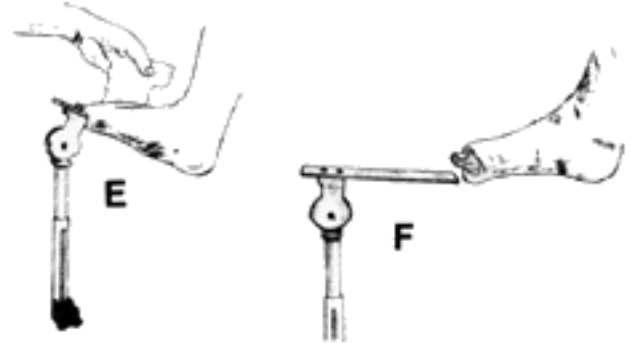
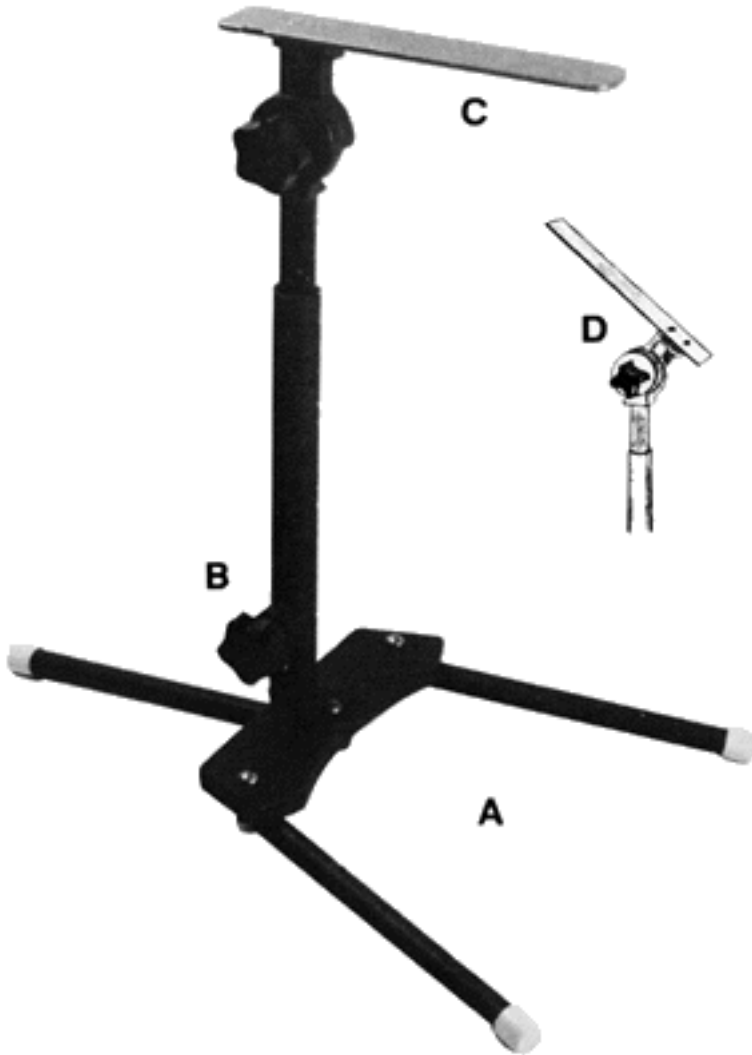
CASTING STAND

The Kronner Casting Stand eliminates the need for an assistant and insures accurate one-step cast application, thus avoiding weak areas in the completed cast.

All adjustments necessary to obtain optimum joint angles may be set on the stand.

The stand has a broad rectangular base (A) which accomodates a bucket, a telescoping height adjustment (B), and a thin flat plate (C) which may be angled (D) above or below the horizontal (E).

The cast is applied by wrapping around the foot and plate. Removing the stand leaves the completed cast (F)/



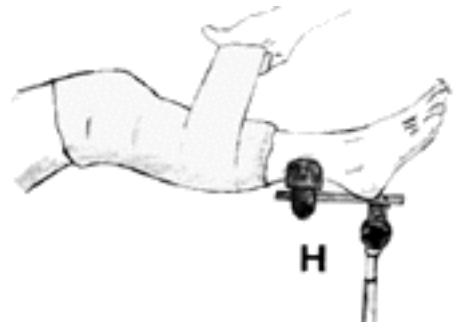
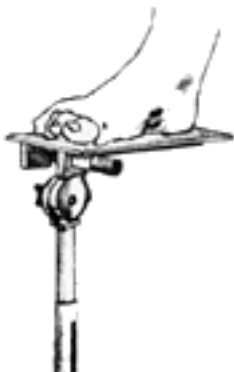
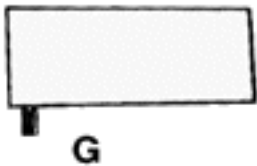
Resulting defects on the bottom of the cast are removed by molding. Component parts are stainless steel and anodized aluminum.

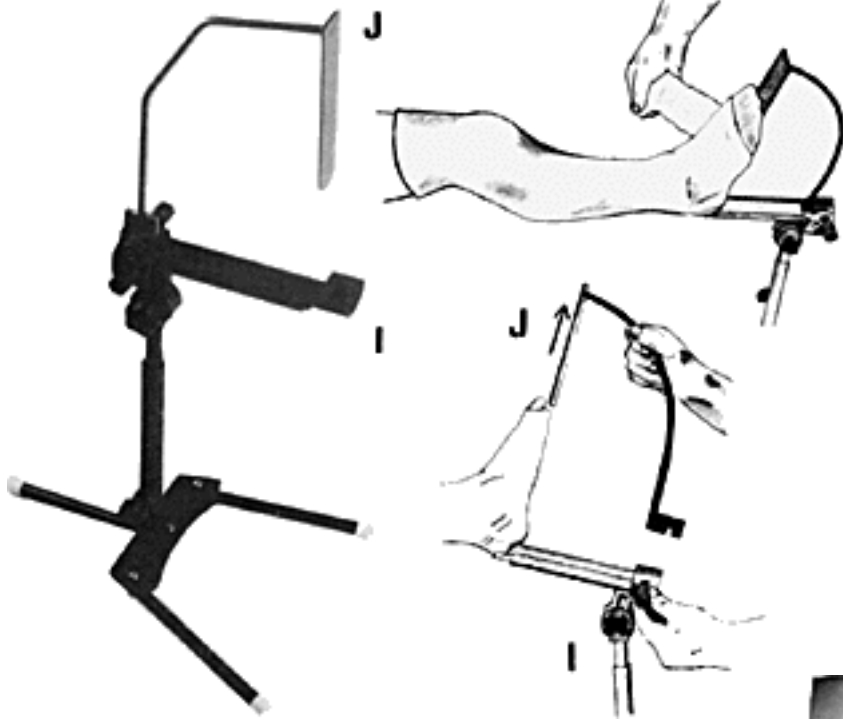
The basic stand is used for short leg and upper extremity casting.

Accessories for long leg casts, knee casting and to aid in molding the foot, complete the system.

ACCESSORIES

1. **Wide Plate (G):** This plate slips over the plate of the basic stand and supports the cast while it is contoured to accomodate walking attachments.
2. **Leg Support (H):** This concave accessory also attaches to the basic stand and supports the leg or arm while casts or splints are applied above the area being supported.





3. Heel and Foot Support (I, J, K):
 This accessory, which attaches to the basic stand, is used for application of long leg casts and for cast bracing in one step. It supports the heel and forward part of the foot.

Following cast application, the foot support (J) is slid forward from the cast.

The cast cradle (K) replaces it and is used to support the leg while the small heel defect is covered.




PARTS LIST



**1. Basic Stand
A-2-3000**

**2. Leg Support
2-360**



**3. Wide Plate:
2-355**



**4. Heel & Foot Support (3 pieces):
A-2-365**

**5. COMPLETE SET
Basic stand and accessories:
FS-A-2-350**